

Great Web sites

www.teachertrainingvideos.com

www.breakingnewsenglish.com

www.esldiscussions.com

www.eslprintables.com

www.qualitytime-esl.com

"Student Presentations: Making Them Beneficial and Worthwhile for Everyone!"

Marianne Raynaud

(Former professor at INP Grenoble now retired & content provider/webmaster for QualityTime-ESL.com)

Photos and videos come from an English course given at
"Institut National Polytechnique de Grenoble" (France)

Preferences in Oral Speech Production

- | | |
|---|---|
| <ol style="list-style-type: none">1. Answering questions put by a teacher in class2. Answering questions put by a partner (PW)3. Answering questions (alone with the teacher in a tutorial)4. Speaking in front of the class (prepared talk)5. Speaking to the teacher (alone in a tutorial)6. Animating the class during an exercise7. Performing in a play8. Performing in a sketch you've written in a team9. Reciting in front of the class10. Reciting to a partner11. Speaking to the teacher (just with a partner in a tutorial) in a presentation, debate, interview12. Repeating in lab or with a computer | <ol style="list-style-type: none">13. Answering questions in lab and repeating correct answers)14. Doing a written "fill in" exercise (from a recording/from a video)15. Transforming sentences orally in lab (drills)16. Performing "other end" conversations* (lab)17. Being filmed while performing in class18. Being filmed while performing out of class19. Producing a film for YouTube20. Singing a song in lab21. Singing a song in class22. Putting questions to an invited guest speaker23. Speaking in small groups to invited guests24. Chatting on a web site with a native |
|---|---|

Which activities do they like the least?

Which ones do they fear (a bit)?

Preferences in Oral Speech Production

- | | |
|---|---|
| <ol style="list-style-type: none">1. Answering questions put by a teacher in class2. Answering questions put by a partner (PW)3. Answering questions (alone with the teacher in a tutorial)4. Speaking in front of the class (prepared talk)5. Speaking to the teacher (alone in a tutorial)6. Animating the class during an exercise7. Performing in a play8. Performing in a sketch you've written in a team9. Reciting in front of the class10. Reciting to a partner11. Speaking to the teacher (just with a partner in a tutorial) in a presentation, debate, interview12. Repeating in lab or with a computer | <ol style="list-style-type: none">13. Answering questions in lab and repeating correct answers)14. Doing a written "fill in" exercise (from a recording/from a video)15. Transforming sentences orally in lab (drills)16. Performing "other end" conversations* (lab)17. Being filmed while performing in class18. Being filmed while performing out of class19. Producing a film for YouTube20. Singing a song in lab21. Singing a song in class22. Putting questions to an invited guest speaker23. Speaking in small groups to invited guests24. Chatting on a web site with a native |
|---|---|

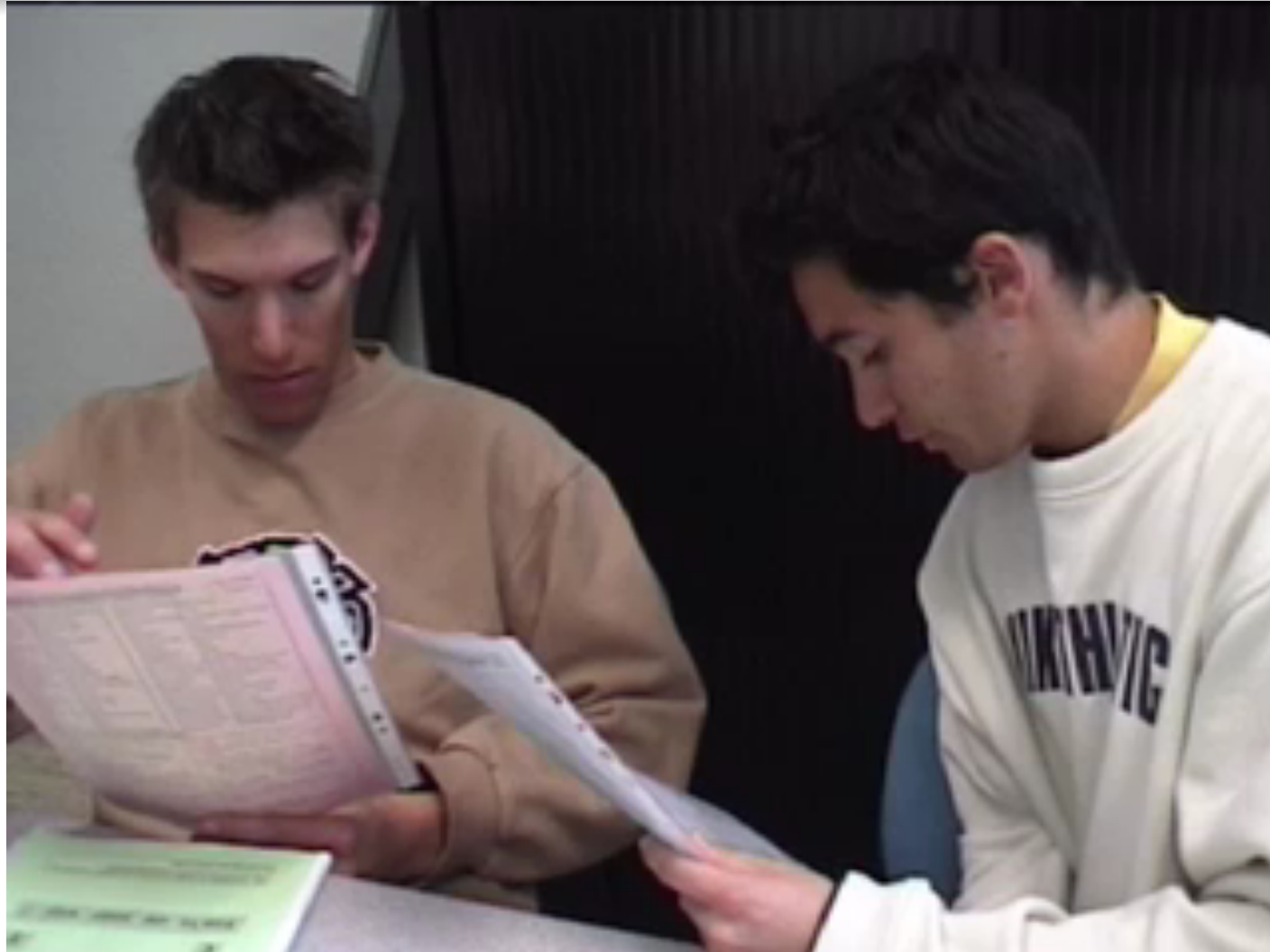
Which activities do they like the least? 1, 9

Which ones do they fear (a bit)? 4, 11, 17, 22 (if in front of the class)

Pair Work Correcting



The “Teacher” Offers “Encouragement”



A Tutorial on “Fractals”



Internship Summaries



Marianne Raynaud

QualityTime-ESL

Snow White's Dwarfs



Marianne Raynaud

QualityTime-ESL

Witches' Luncheon



Marianne Raynaud

QualityTime-ESL

Presentations: Recipes

Requirements:

- Short (in the beginning)
- Pair work/groups (rounds)
- With strict “guide” lines
 - ✓ Time
 - ✓ Vocabulary
 - ✓ Visuals
- With “question time” or guessing game
- Learned by heart (no notes)

Advantages:

- No one bored
- Sentences recognized by others (comprehension)
- Correct English
- All class participation
- Swift pace
- Much speaking
- Less teacher correcting
- Less dramatic situation

Guided Presentations: 1. “Introductions”

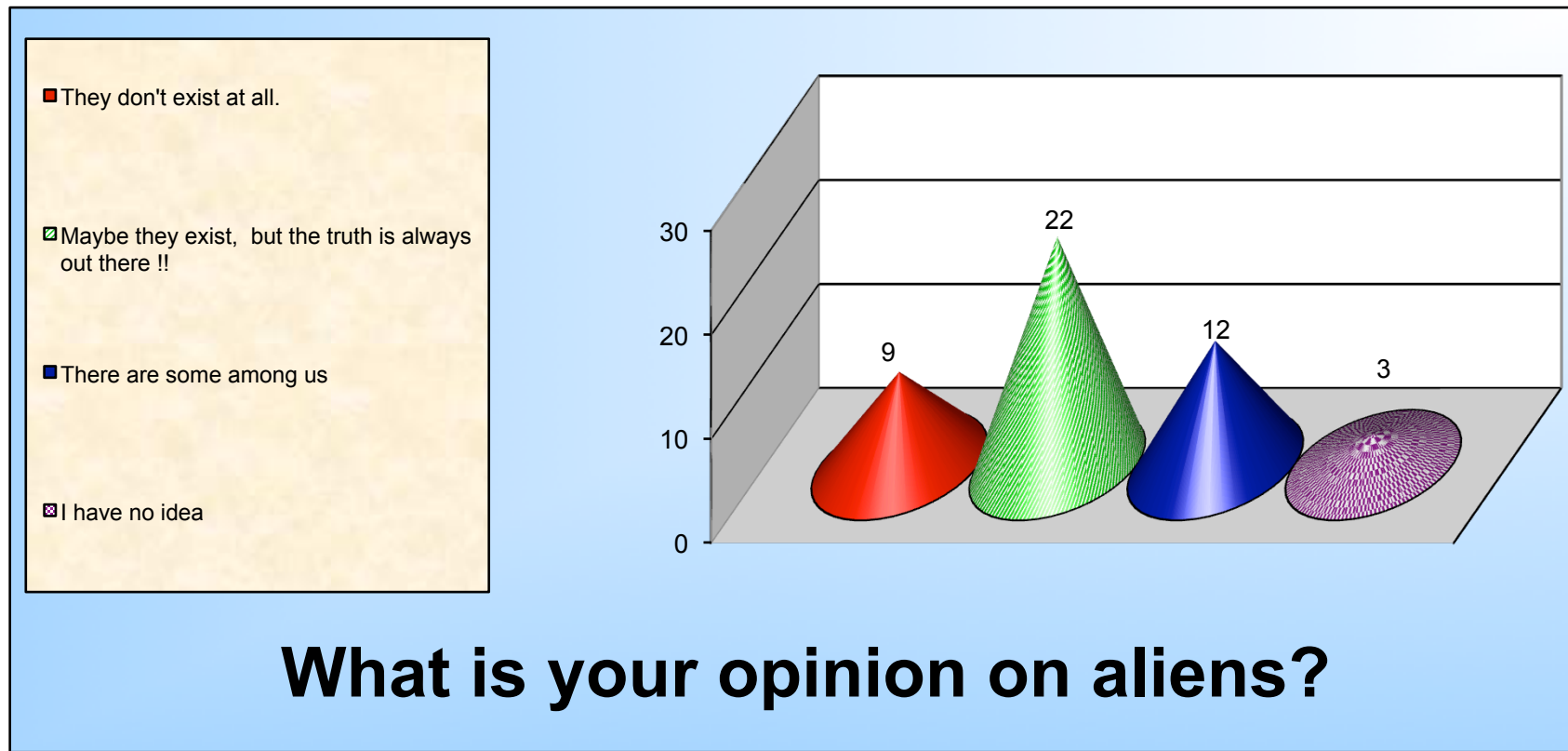


Marianne Raynaud

QualityTime-ESL

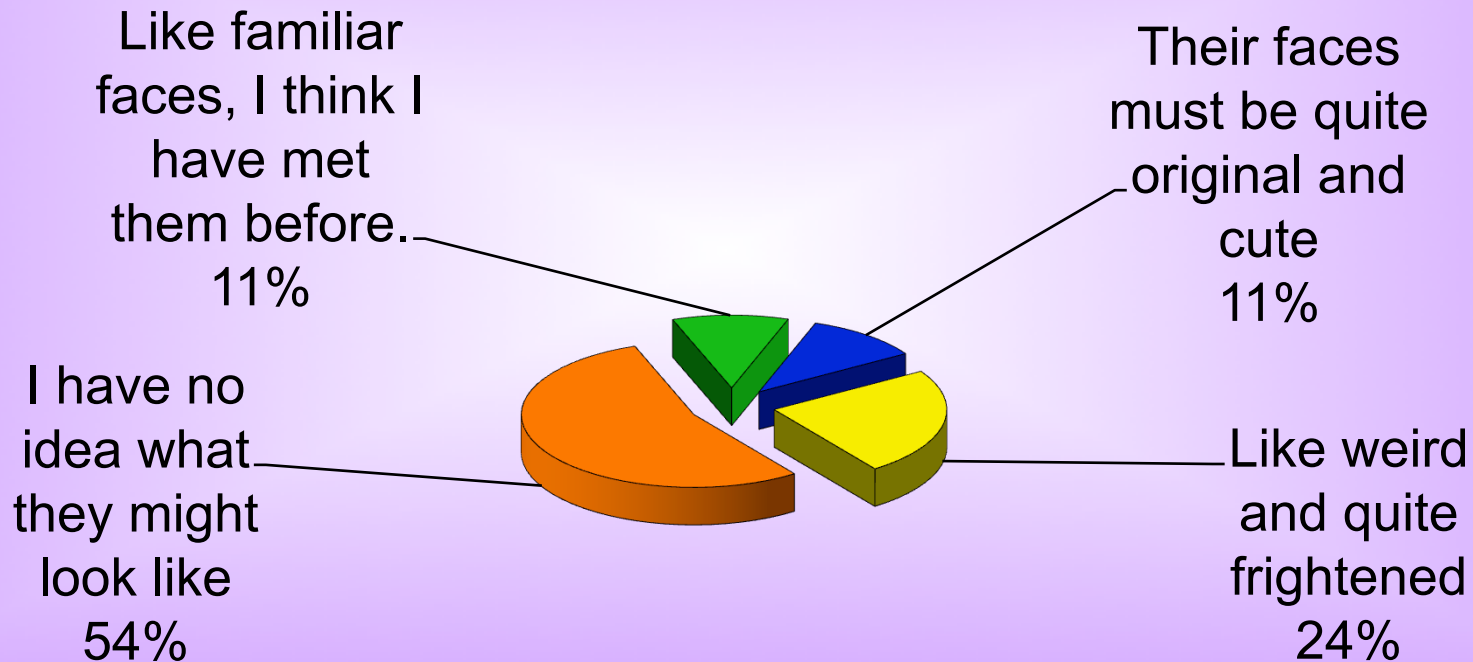
2. Surveys

Aliens



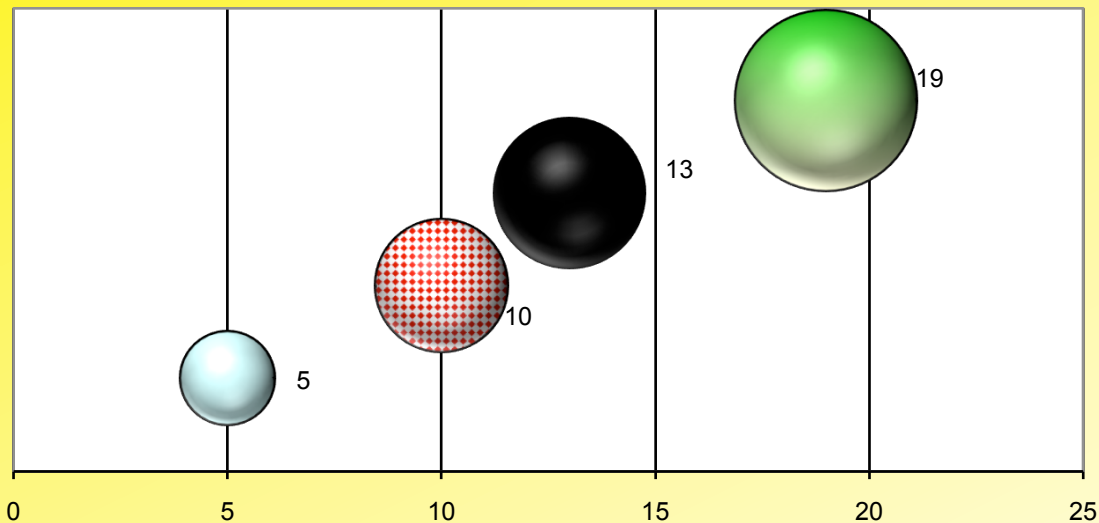
Surveys

What do you think the faces of aliens look like?



Surveys

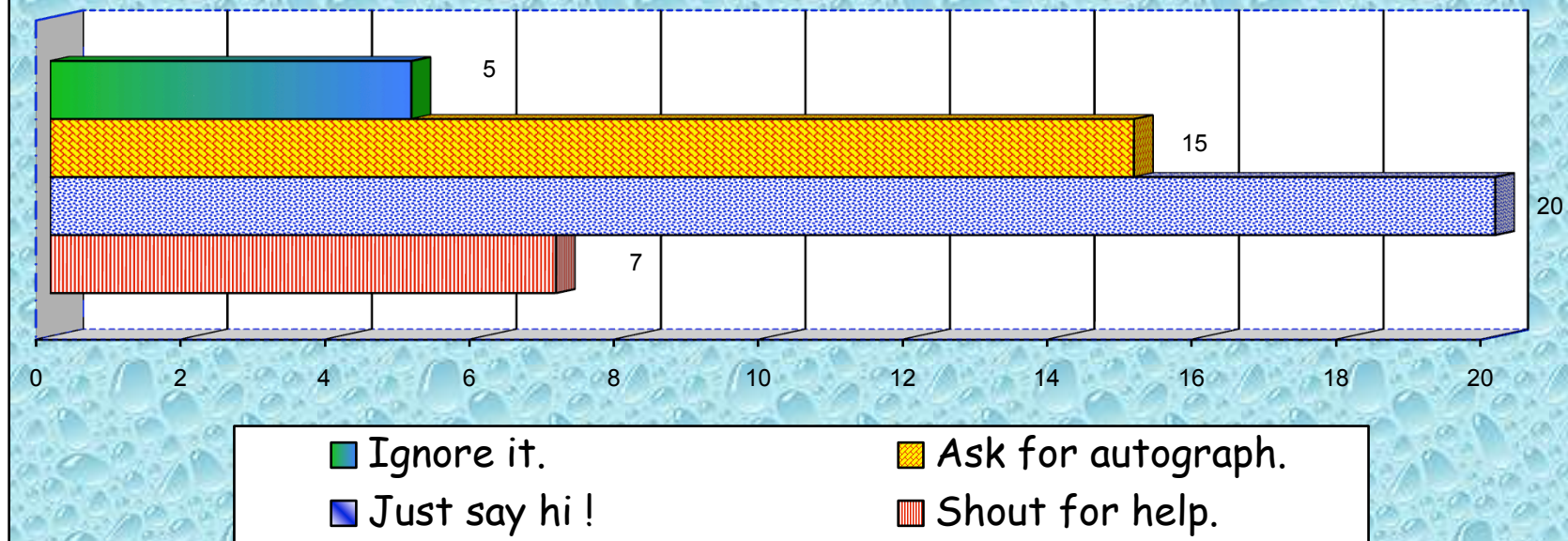
What will be the first thing that the aliens will do when they arrive on our planet?



- Visit the historical monuments and take some photos
- Go to the english class in order to communicate with us
- Start attacking people
- Try some traditional French dishes

Surveys

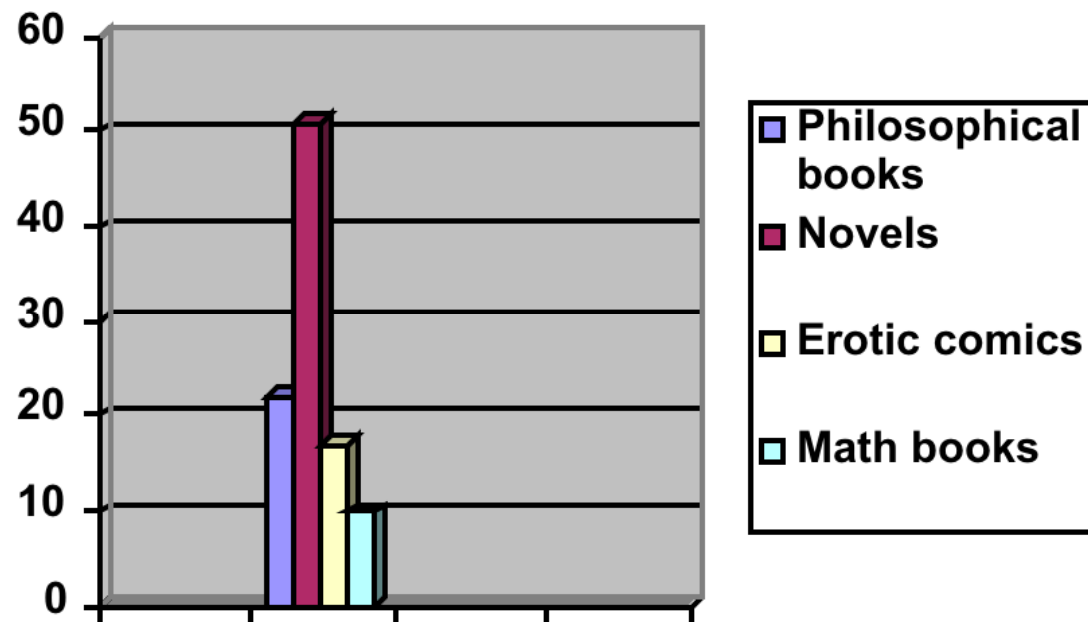
What will you do if one day you meet an alien in the road ?



Surveys

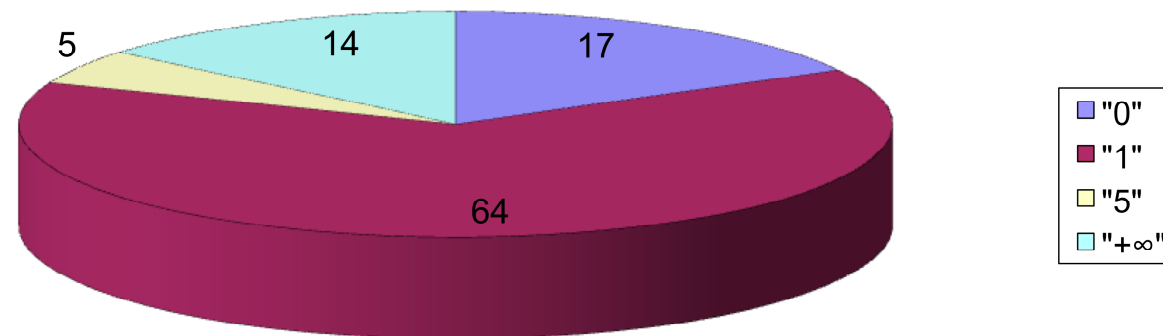
Reading

1. What kind of books do you often read?



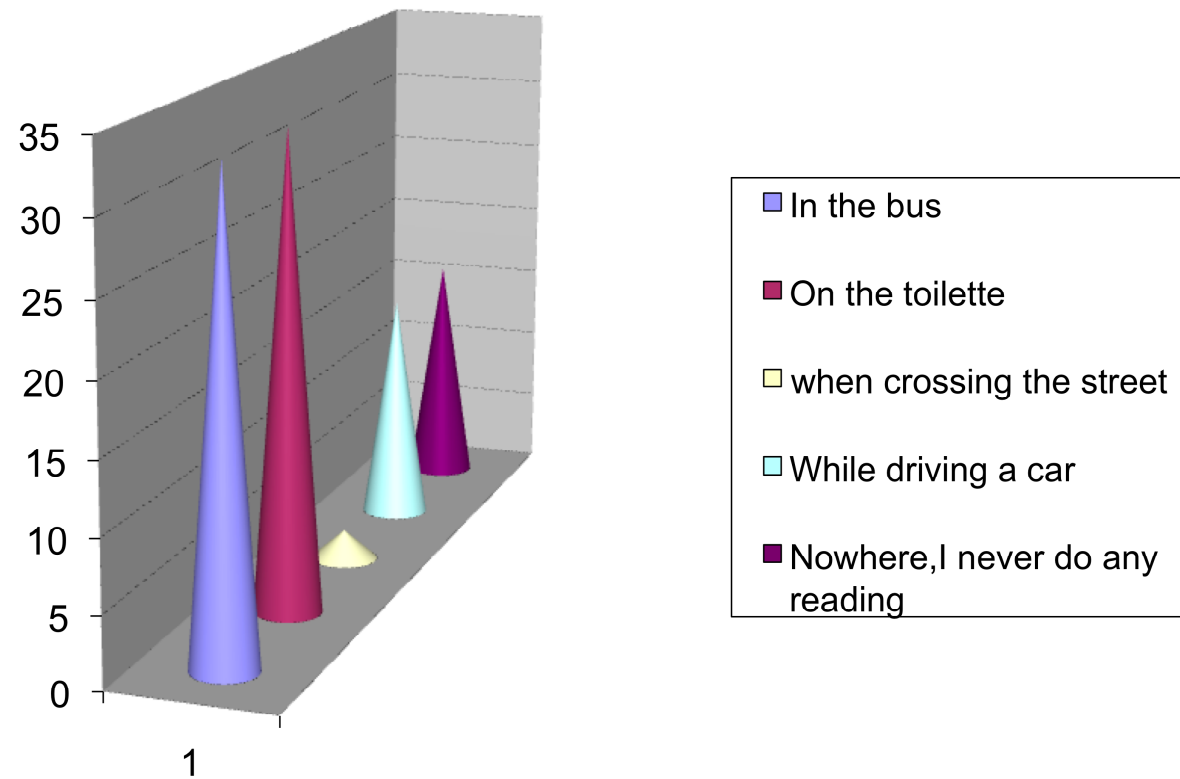
Surveys

2. How many times do you have to read a book to understand it?



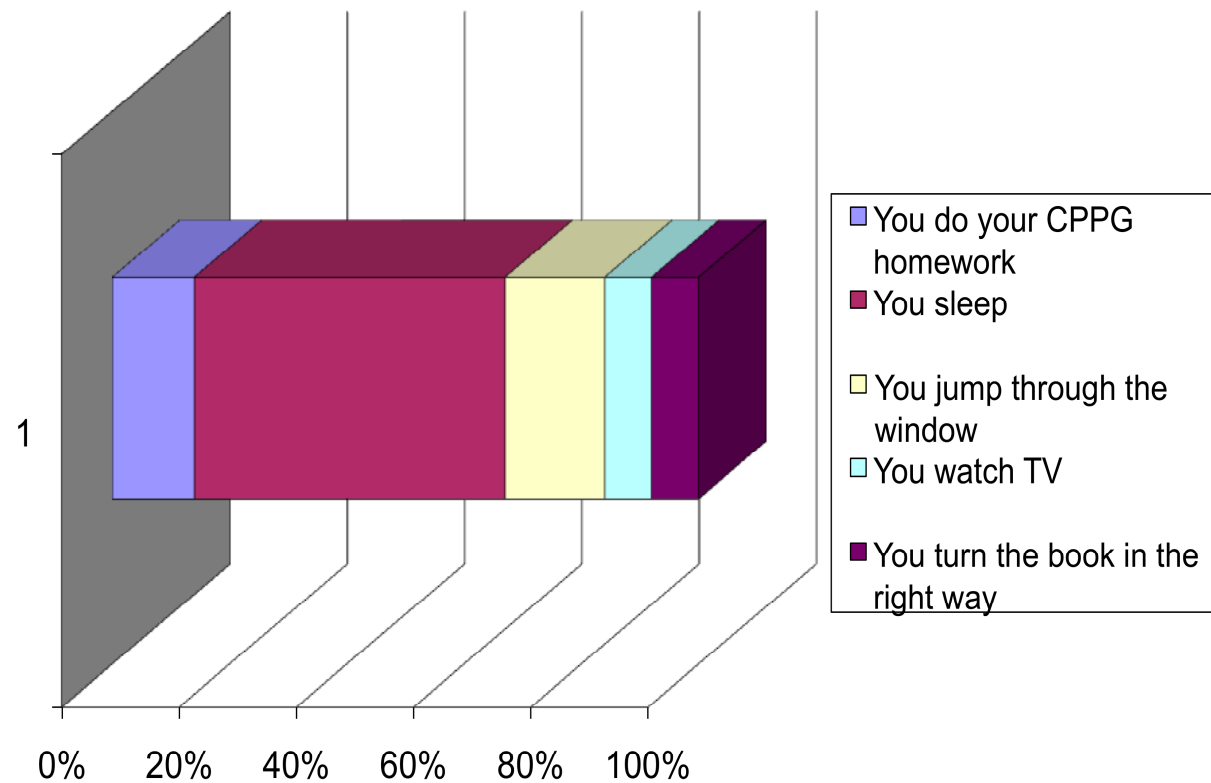
Surveys

3. Where do you read?



Surveys

4. What do you do after reading?



Surveys

Survey Questions: “You and Society”

1. Do you feel concerned by politics?

- A. Yes for sure! Politics are very important to me.
- B. A little bit, just during elections...
- C. A little bit, but nothing can change!
- D. Politics? Did someone say “politics”?

2. According to you, what is “fashion”?

- A. The way I'm dressed
- B. My first concern
- C. Something I'll never follow
- D. Britney Spears' last song

Surveys

Survey Questions: “You and Society” (cont.)

3. What do you do on weekends?

- A. I'm always out at parties!
- B. I try to see my friends.
- C. I just go out to do my shopping.
- D. I stay at home and spend my time working.

4. Are you a good consumer?

- A. Yes I certainly am! I can't go out without buying something!
- B. I just buy what I need.
- C. Not at all.
- D. Yes, my car needs a lot of fuel!

Surveys

Staying in Shape at CPPG

1. Do you take any medicine (vitamin, aspirin...) to help you to stay in top shape?

A – Regularly

B – Before tests to be more efficient

C – Sometimes when I feel tired

D – Never. I don't need any!

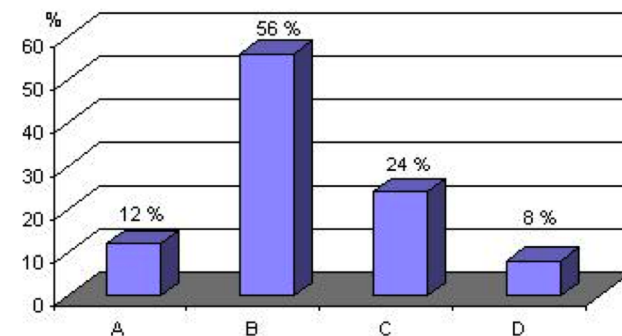
2. How many hours do you spend sleeping per night on the average?

A - Less than 6 hours

B - Between 6 and 7 hours

C - Between 7 and 8 hours

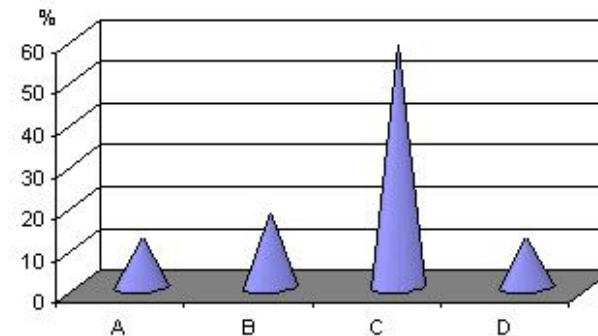
D - 9 hours or more (I have a secret.)



Surveys

How many additional hours do you think you should sleep to be in top shape?

- A. 0; I sleep enough.
- B. 1 hour would be enough.
- C. 2 more hours would be great!
- D. More than 3 additional hour; I sleep like a log.



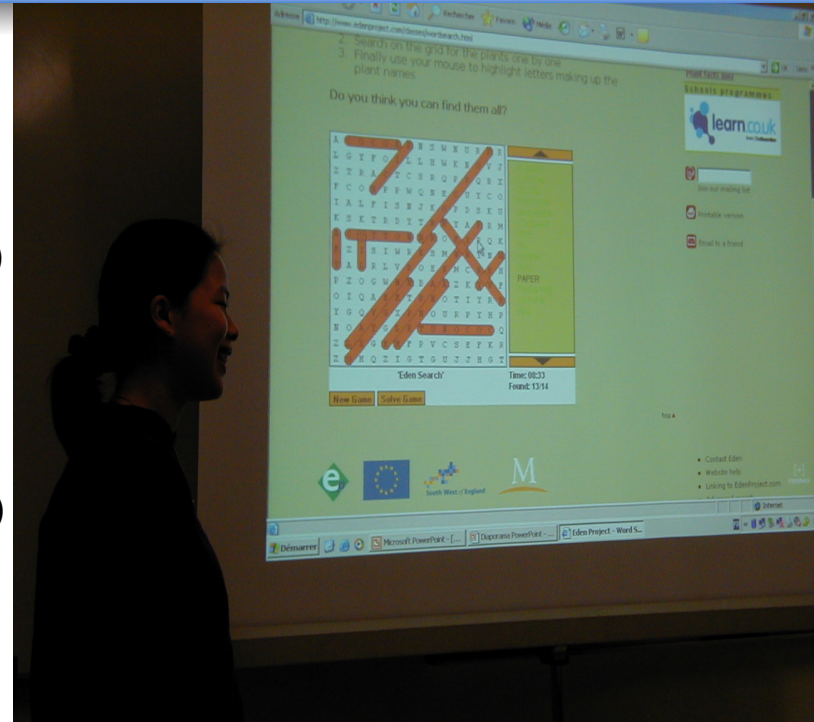
4. What time do you go to bed?

- A. Before 10 pm (How lucky I am!)
- B. Between 10 pm and 11 pm
- C. Between 11 pm and midnight
- D. After midnight. I suffer from “work insomnia”

3. The Presentation of an ESL Web site

Assignment in pairs:

- Find a site suited to your learning needs
- In class (15-20 min)
 - ➔ Present the site (Internet connection needed)
 - ➔ Say what you have learned
 - ➔ Explain why it is effective, enjoyable
 - ➔ Provide a short exercise from the site (quiz, crosswords etc.)
 - ➔ www.teflclips.com (YouTube lesson plans)
 - ➔ www.jamiekeddie.com
 - ➔ www.breakingnewsenglish.com



Vocabulary:

Today we'll have a look at a website called X. The URL is... By clicking on Y you will see Z. It's very effective teaching: recordings, vocabulary quizzes, grammar exercises etc. you just have to..., go to..., choose the right answer, type in missing word(s)... To check your answers you... The computer will tell you if you're right or wrong by... Let's try it./

4. An On-Going Project from the Web



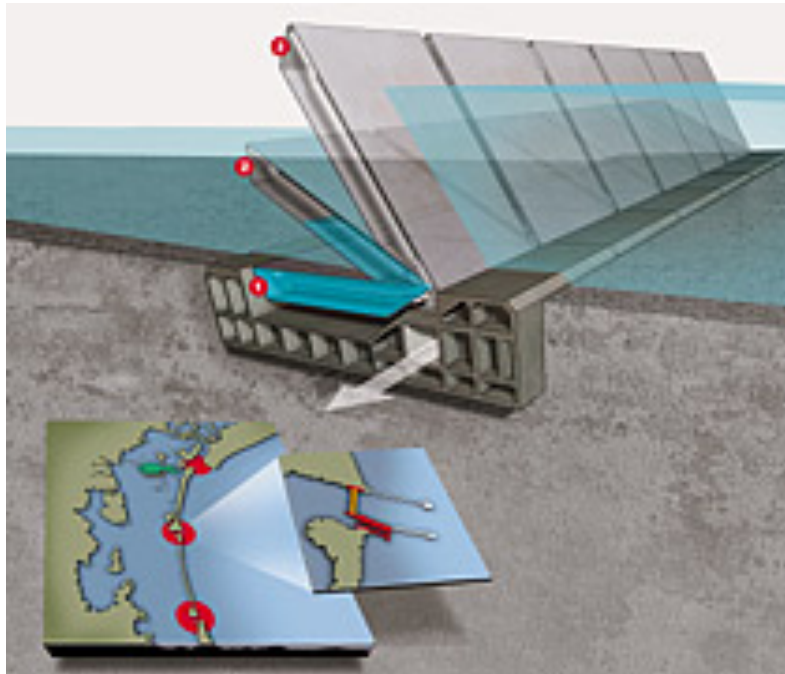
Rescuing Venice 1



- **Problem:** Venice in danger of being flooded
- **Solution:** the MOSE project
(Experimental Electromechanical Module) with 79 floodgates to protect Venice

Oct. 21st 20.. No. 1 & Student No. 2 Supervisor: Ms. Raynaud

The MOSE Project in Detail 2



● Requirements:

- Climate studies
- Lots of money


● Steps to be taken:

1. Gate designing
2. Sea-bed digging
3. Tunnel drilling
4. Gate anchoring

Oct. 21st 20.. No. 1 & Student No. 2 Supervisor: Ms. Raynaud

Facts & Figures 3

- **Length of the project: 8 years**
- **Cost of the project: € 3.5 billion**
- **Main problem:**
Keeping the lagoon from becoming a lake



Oct. 21st 20.. No. 1 & Student No. 2 Supervisor: Ms. Raynaud

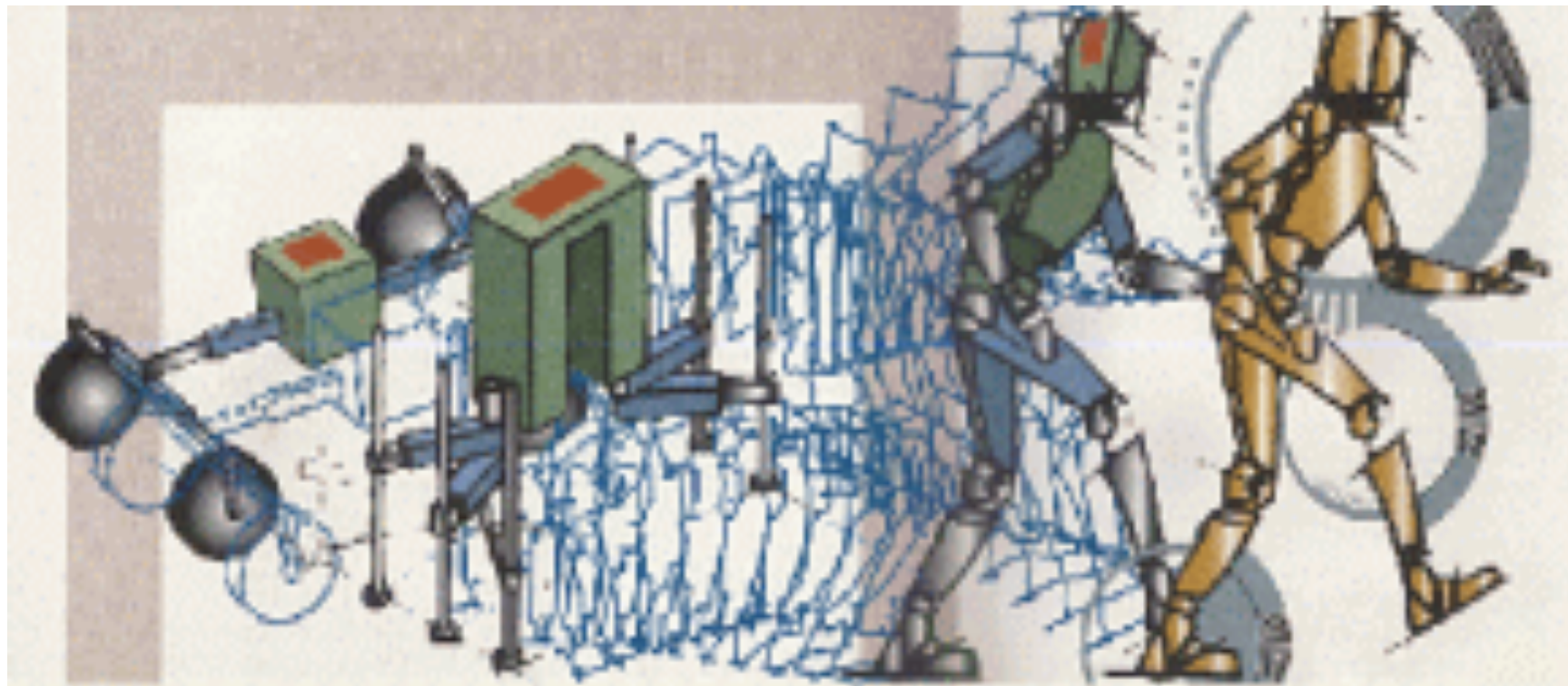
Final Results 4



- **Precautions to be taken:** Careful sea level monitoring
- **Finally:** Venice protected against high tides

Oct. 21st 20.. No. 1 & Student No. 2 Supervisor: Ms. Raynaud

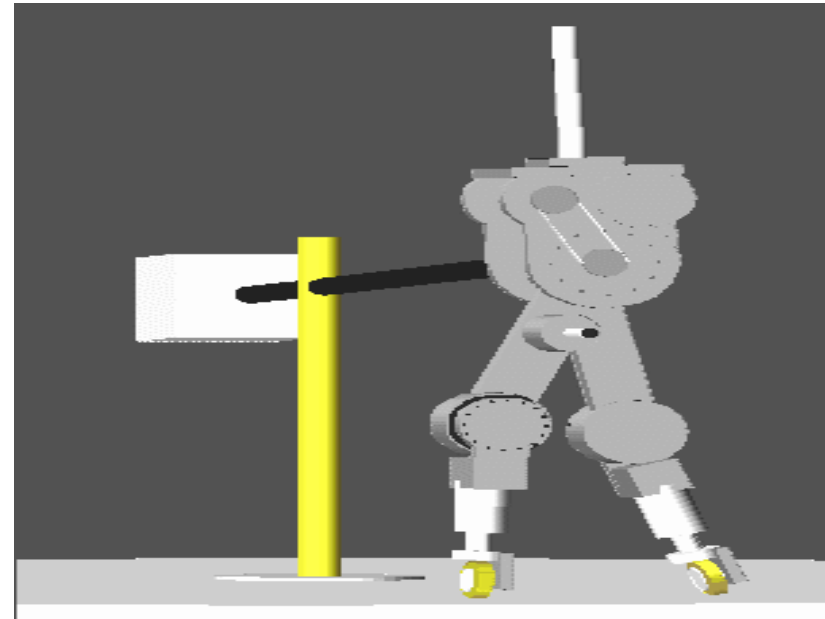
Biped Robot “Rabbit” 1



Biped Robot “Rabbit” 2

The Aim

- **Walking:** A fascinating phenomenon studied for a long time by scientists
- **Project:** Design of a prototype bipedal walker/runner called “Rabbit”
- **Main objective:** Development of new methods and tools to model walking



Biped Robot “Rabbit” 3

Main Features

- Size: 1.425 m
- Weight: 36 kg
- Artificial Intelligence controlled by a human program
- Advanced electronic technology
- Built in aluminium



Biped Robot “Rabbit” 4

Requirements



- Two key words
 - Simplicity
 - Robustness
- Movements: A few degrees of freedom
- Effective system of balance
- Constant speed
- Low energy consumption

Palm Island Project

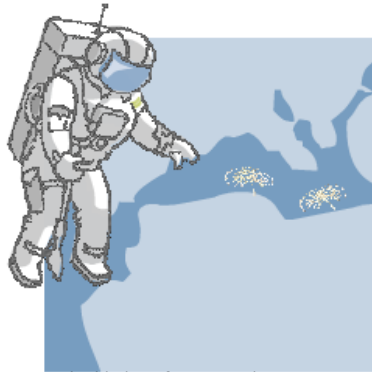


Sources: www.palmisland.co.ae

Generalities




His Highness General
Sheikh Mohammed
bin Rashid Al
Maktoum, Crown
Prince of Dubai



Visible from the moon



Off the coast of Dubai, in the
United Arab Emirates



A palm tree-shaped island

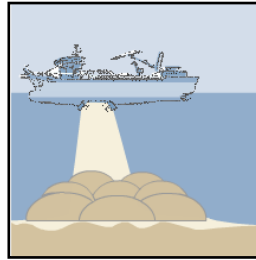
- 4 years of research
- Beginning of the construction: June 2001
- 2 years to raise the island from the sea
- 2-3 years to complete the building



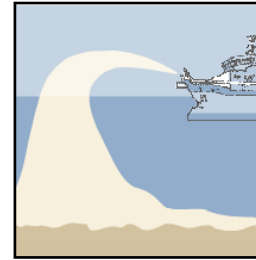
The Construction




Satellite view.



1. Dropping & piling of the sand



2. The "rainbowing"



- 17 huge fronds
- A 12 km protective barrier reefs
- 7 million m³ rocks brought to the site
- 300 meter bridges



The Buildings To Choose From



Contemporary



European



Mediterranean



Arabic

Presenting a Project (video)



Study Plan to Introduce Projects

1st Day: LC

Cloze exercise *When the Iceberg Arrives!* (mp3)

Viewing of past project slide shows

Assignment: written cloze exercise – semi-scientific vocabulary & questions to answer

2nd Day: Using vocabulary and structures

Reciting LC text *When the Iceberg Arrives!*


Pair work corrections of vocabulary exercise

Pair work discussion of prepared questions on LC

Teacher demo!

3rd & 4th Days: Presentation of projects

“The depth of the soul is not measured by what appears on the surface.”



The depth
of a soul
is not measured
by what appears
on the surface,

but what lies in the heart.

Guided Activity

- 1. The initial situation / the problem...**
- 2. The proposed solution:** *We (or Engineers) are planning to...*
- 3. Requirements:** *We will need...*
- 4. Steps to be taken:** *Firstly, secondly, etc.*
- 5. The length of the project:** *It will take ... (days, months, years) to carry out this project.*
- 6. The cost of the project:** Expenses are estimated at...
- 7. Problems, dangers, obstacles:** Incidents *may / might* occur
- 8. Precautions to be taken:** *To avoid...., to keep something from happening...*
- 9. Final result:** *This would mean... / We will be able to... / This will enable us to...*
- 10. The conclusion:** *In conclusion, what we hope to achieve is the following: we wish to...*
- 11. And of course:** *“Thank you for your attention” and “Would anyone like to ask a question?” / “Does anyone have a question?” / “Do you have any questions?”*

5. Presentation of a Language Exchange

Assignment:

Find a language partner (on a serious site)

Rosetta Stone

→ www.sharedtalk.com

The Mixxer uses Skype

→ <http://www.language-exchanges.org>

By a Spanish teacher Gabriel Gullen
(a tutor assigned)

→ www.blogs-exchange.com



- **Prepare** questions (checked by teacher) & **discuss** with partner
- **Present answers** to questions in small groups in class
- Rotate in “**rounds**”

6. A “Thank You” Speech After Talk on “Toothbrushes”



6. A “Thank You” Speech

A look at what are they saying...

Improvising a “thank you” speech!

Other Presentations

7 Tribune

8 Sales Pitch

Use the exercise “Vocabulary in Scientific Ads”
to prepare for the presentation

9 Film Summary

10 Biography

And now on to “Student Films”

The Car to “Chat Girls Up”



The Policeman & The “One Wheel-Insane” Car



The Ski Car



Batman's Car



Instructions for Filming and Sample Script

Using the Digital Camera

Each student will periodically throughout the year have an opportunity to learn how to film using our digital camera and even how to edit film with our technician, or myself.

Simplified advice for those filming: Do not open the LCD screen for filming. The screen uses up the battery too quickly, and the picture is not as steady as with the visor. So look through the visor instead. Do not "check" what you have filmed. The editing is done outside of class. Film only short sequences. They are easier to edit.

Operating instructions:

- First, while on "standby", choose the best picture using the zoom
 - Be as close physically as possible to get the best sound but not too close!
 - Avoid zooming in from far away and never zoom while filming. Do it beforehand to find the best position.
 - Try to get the upper body i.e. face and arms of the person you are filming in the picture.
 - Never leave a gap between the top of the screen and a person's head.
 - Try to put the person or people in the middle of the picture without leaving too much space on the sides.
 - Look for the best lighting (avoid filming towards a window).
 - Make sure the picture looks "nice" before filming.
 - Try to "capture" expression i.e. smiles, laughter, gestures...
- Second, hold the camera steady.
- Third, press on the record button.
- Fourth, count between 4 and 8 seconds (see screen) without moving the camera.
- Finally, press on "record" button again to get the "standby" position back.
- Choose a different angle or different people for the following shot.
- Film only between 20 and 30 seconds each time.

Marianne Raynaud

Copyright QualityTime-ESL.com

Student Number 1 (First name first then surname)
Student Number 2 (First name first then surname)
Group B3

"The Relax Car" - Car Ad Script

Speaker 1: Hey, you, behind your TV set! Yes, you, I have got a question for you. Do you feel stressed every day when you get stuck in a traffic jam? Are you fed up with your children when you drive a long distance? Don't wait any more. Try our revolutionary "Relax Car".

Speaker 2: It is safe and boasts a lot of advanced technologies...

Speaker 1: ...and it is cost effective.

Speaker 2: Perhaps most impressive, it is better adapted to your comfort than any other car. Thanks to highly developed captors, it feels your mood and adapts the music, the lights and the temperature so that you can relax. And you can choose as an option the massaging seat!

Speaker 1: Another facility will fulfill your greatest dream! You will be able to forget about your noisy children for a few hours. In fact, a kind of soundproof removable wall separates the driver from the passengers. The latter have TV and video games in the back to enjoy their trip.

Speaker 2: Your children will be so happy that they will forget to bother you.

Speaker 1 and Speaker 2: So don't hesitate, let yourself be tempted!

Copyright QualityTime-ESL.com

The “Relax” Car



The “Health Preservation” Car



Grammar from Video Clips

- Assign grammar structures
- YouTube — Go to “advanced search”
- Indicate the words being searched—“used to”
- Choose the clip
- Download the clip:
 - ➔ Copy the URL
 - ➔ Go to KeepVid.com
 - ➔ Paste the URL of the clip
 - ➔ Choose high quality (or not)
 - ➔ Click on download and then RENAME the file
- To get the lyrics: type in “Lyrics: SONG TITLE”
 - ➔ Lyrics: “*This used to be my playground*” – Madonna
- Show examples of clips with subtitles



Future Workshop Themes

- Student films
- Podcasts & Blogs
- Evaluation: especially oral evaluation

Next slides will give you some ideas...

Traditions

- **Well known activity**
- **Teaching by example**
- **Work outside the classroom**



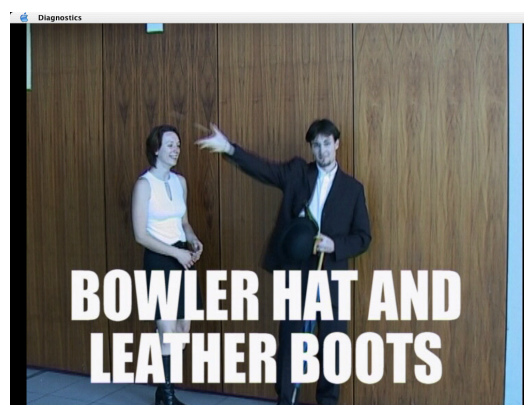

- **Teacher corrects/censures language & action if need be**
- **Teacher improves scenario “linguistically”**

Past Titles

- **“CPP’s Angels” (Charlie’s Angels)**
- **“Indiana Bones” (Indiana Jones)**
- **“There is Something about Stella”
is Something about Mary & Bridget Jones’s Diary)**
- **“Paradise on Earth” (The Little House on the Prairie)**



(There



Past Titles

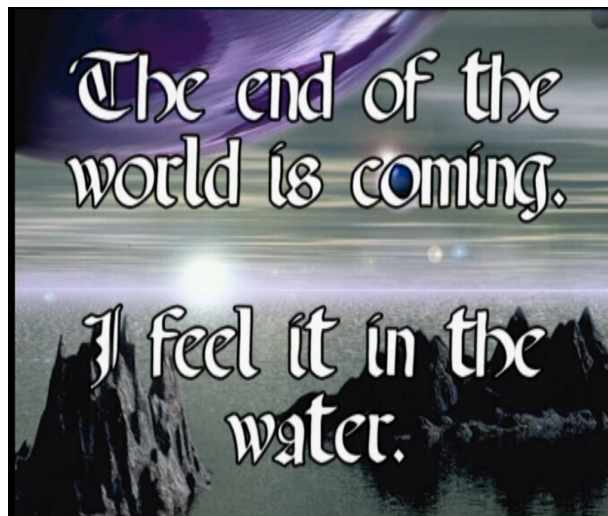
- **“Who Wants to Be a Millionaire”**
- **“Flat Story” (Loft Story/Big Brother)**
- **“The Godfather IV”**

- **“Apple Mania” - Documentary**

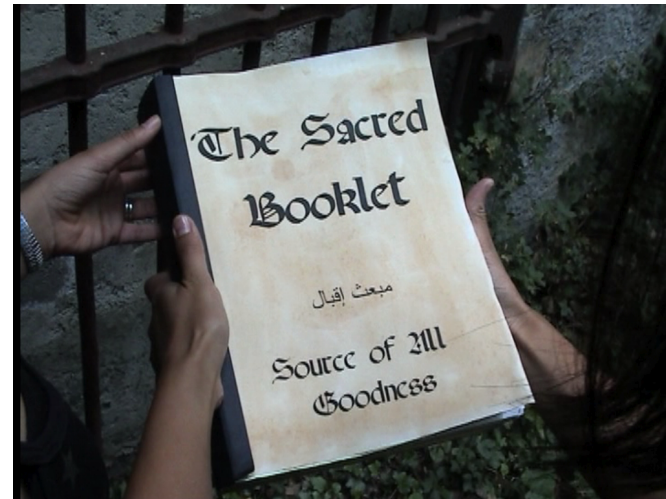


....and of course many French films

“CPP’s Angels” (School: CPPG)



“CPP’s Angels” (School: CPPG) - 2



Handouts, Instructions, Films...

Instructions including requirements and advice about using a video camera are available in PDF or even Word format. Modifiable files (.doc) enable teachers to update and add to instructions quickly.

To obtain these files all interested participants can sign the paper on leaving the “talk”. Or they can contact the speaker directly:

marianne@qualitytime-esl.com

Complete films can also be obtained on request for a fee.

Produce a Podcast

- From the posts on the blog corrected by a “pen pal”
- Checked by the teacher and then recorded
- Olympus digital recorder (>€100) or a computer (Audacity)
- Apple — Garageband
- Using the school’s Web site to upload file for other students or onto iTunes
- Feedback from “pen pals”, teachers and listeners
- **Video blogs** — short films uploaded onto YouTube or DailyMotion (get your students’ written permission for use)

Podcasts—Portable Audio Labs

Definition:

1. iPod + broadcasting; 2005 Apple iPod
2. Syndicated feeds—RSS—to enable use with mobile devices
3. Inexpensive to produce—downloaded any time
4. No minimum audience

Visit iTunes Store Go to Podcasts / Enseignement /

Cours de langues *or* Enseignement supérieur

“Your English” (France) *“Better Speaking Skills”* (Spain

and other countries) - some provide script on screen (cf. photo)

Change countries

Favorites: *“Listen to English”*, *“Apprendre anglais”*



Last Part: Brainstorming

- *With a partner discuss the ideas presented:*
 - ✓ *Intensive Pair Work*
 - *Correcting, learning, testing*
 - ✓ *Tutorials (talks, discussion, interviews)*
 - ✓ *Presenting*
 - *An on-going project*
 - *A “Thank You” speech*
 - *An ESL web site and exercises*
 - *A discussion with a language partner*
 - ✓ *Making a video clip to be sent to YouTube or DailyMotion*



◆ *The BIG Question*

